



# Discovery Back

## Features:



- Begins @ \$631 armless / \$750 with KR200 arms (DB53)
- Ideal for ergonomic situations OR environments with heavy side-to-side tasking (i.e., nursing stations)
- Unusual backrest shape with functional ergonomic benefits like allowing full back “stretch”
- Proprietary TLC™ Technology (double-molded memory foam) standard in most backrest and some seat cushions (check model description for confirmation)
- Breadth of mechanism options from fully ergonomic to light, task-oriented adjustability



small / medium back

Model	Description	Textile Grade-In	List	Specifications
<b>DB53</b>  	<i>Simple Multi-Function (-7a)</i>	Grade 1 / C.O.M.	\$631.00	Overall width 25"
	<b>Adjustable lumbar</b>	Grade 2 / Grade-in A	\$651.00	Overall height 35" - 43"
	EZ back height adjustment	Grade 3 / Grade-in B	\$671.00	Back 9.5" & 16.5" w x 20.5" h
	Infinitely locking seat tilt	Grade 4 / Grade-in C	\$691.00	Seat 20" w x 17-20.1" d
	Infinitely locking back tilt	Grade 5 / Grade-in D	\$711.00	Seat height 16" - 21"
	Fabric panel back	Grade 6 / Grade-in E	\$731.00	Travel range (ht.) 3" (back) / 5" (seat)
	Seat depth adjustment			COM 1.5 yds.
	TLC backrest (only)			Carton / FedEx wt 49 lbs / 101 lbs
	<b>55mm multi-surface casters</b>			Arms Group 1 & 4
				Warranty 12 year limited

TLC TECHNOLOGY

Model	Description	Textile Grade-In	List	Specifications
<b>DB64</b>  	<i>Full Multi-Function (-8b)</i>	Grade 1 / C.O.M.	\$798.00	Overall width 27"
	<b>Adjustable lumbar</b>	Grade 2 / Grade-in A	\$818.00	Overall height 36" - 42"
	EZ back height adjustment	Grade 3 / Grade-in B	\$838.00	Back 9.5" & 16.5" w x 20.5" h
	Tilting backrest	Grade 4 / Grade-in C	\$858.00	Seat 20" w x 17.5-20.6" d
	Rocking tilt	Grade 5 / Grade-in D	\$878.00	Seat height 17" - 22"
	Forward tilting adjustment	Grade 6 / Grade-in E	\$898.00	Travel range (ht.) 4" (back) / 5" (seat)
	Tension knob			COM 1.5 yds.
	Fabric panel back			Carton / FedEx wt 56 lbs / 101 lbs
	Seat depth adjustment			Arms Group 1 & 4
	Infinite forward tilting			Warranty 12 year limited

TLC TECHNOLOGY

Above weights do not include optional arm kits. ; FedEx weight is calculated using FedEx dimensional standards to determine billable weight. ; Pricing and specifications subject to change without notification.

Please see pages 47, 189 – 207 for arm kits, casters and other options.

high back

Model	Description	Textile Grade-In	List	Specifications
DB57	<i>Simple Multi-Function (-7a)</i>	Grade 1 / C.O.M.	\$718.00	Overall width 27"
	<b>Adjustable lumbar</b>	Grade 2 / Grade-in A	\$738.00	Overall height 39" - 51"
	EZ back height adjustment	Grade 3 / Grade-in B	\$758.00	Back 9.5" & 18" w x 23.5"h
	Infinitely locking seat tilt	Grade 4 / Grade-in C	\$778.00	Seat 21" w x 18-21.1" d
	Infinitely locking back tilt	Grade 5 / Grade-in D	\$798.00	Seat height 16" - 21"
	Fabric panel back	Grade 6 / Grade-in E	\$818.00	Travel range (ht.) 3" (back) / 5" (seat)
	Seat depth adjustment			COM 1.5 yds.
	TLC backrest (only)			Carton / FedEx wt 56 lbs / 101 lbs
	<b>55mm multi-surface casters</b>			Arms Group 1 & 4
				Warranty 12 year limited

300  
POUNDS  
CAPACITY

TLC TECHNOLOGY

Model	Description	Textile Grade-In	List	Specifications
DB68	<i>Full Multi-Function (-8b)</i>	Grade 1 / C.O.M.	\$840.00	Overall width 27"
	<b>Adjustable lumbar</b>	Grade 2 / Grade-in A	\$860.00	Overall height 41" - 48.5"
	EZ back height adjustment	Grade 3 / Grade-in B	\$880.00	Back 9.5" & 18" w x 23.5"h
	Tilting backrest	Grade 4 / Grade-in C	\$900.00	Seat 21" w x 18-21.1" d
	Rocking tilt	Grade 5 / Grade-in D	\$920.00	Seat height 18" - 23"
	Forward tilting adjustment	Grade 6 / Grade-in E	\$940.00	Travel range (ht.) 4" (back) / 5" (seat)
	Tension knob			COM 1.5 yds.
	Fabric panel back			Carton / FedEx wt 61 lbs / 101 lbs
	Seat depth adjustment			Arms Group 1 & 4
	<b>55mm multi-surface casters</b>			Warranty 12 year limited

300  
POUNDS  
CAPACITY

TLC TECHNOLOGY

Model	Description	Textile Grade-In	List	Specifications
DB74	<i>Full Multi-Function (-8a)</i>	Grade 1 / C.O.M.	\$876.00	Overall width 27"
	<b>Adjustable lumbar</b>	Grade 2 / Grade-in A	\$896.00	Overall height 40" - 49"
	EZ back height adjustment	Grade 3 / Grade-in B	\$916.00	Back 9.5" & 18" w x 23.5"h
	Infinitely locking seat tilt	Grade 4 / Grade-in C	\$936.00	Seat 20" w x 17-20.1" d
	Infinitely locking back tilt	Grade 5 / Grade-in D	\$956.00	Seat height 18" - 23"
	Forward tilting adjustment	Grade 6 / Grade-in E	\$976.00	Travel range (ht.) 4" (back) / 5" (seat)
	Rocking tension adjustment			COM 1.5 yds.
	Fabric panel back			Carton / FedEx wt 59 lbs / 101 lbs
	Seat depth adjustment			Arms Group 1 & 4
	<b>55mm multi-surface casters</b>			Warranty 12 year limited

300  
POUNDS  
CAPACITY

TLC TECHNOLOGY

extra-large back

Model	Description	Textile Grade-In	List	Specifications
DB78	<i>Full Multi-Function (-8a)</i>	Grade 1 / C.O.M.	\$950.00	Overall width 27"
	<b>Adjustable lumbar</b>	Grade 2 / Grade-in A	\$970.00	Overall height 43" - 52"
	EZ back height adjustment	Grade 3 / Grade-in B	\$990.00	Back 12" & 21.5" w x 25.5" h
	Infinitely locking seat tilt	Grade 4 / Grade-in C	\$1,010.00	Seat 22" w x 18-21.1" d
	Infinitely locking back tilt	Grade 5 / Grade-in D	\$1,030.00	Seat height 18" - 23"
	Forward tilting adjustment	Grade 6 / Grade-in E	\$1,050.00	Travel range (ht.) 4" (back) / 5" (seat)
	Rocking tension adjustment			COM 2 yds.
	Fabric panel back			Carton / FedEx wt 64 lbs / 101 lbs
	Seat depth adjustment			Arms Group 1 & 4
	<b>55mm multi-surface casters</b>			Warranty 12 year limited

300  
POUNDS  
CAPACITY

TLC TECHNOLOGY


Above weights do not include optional arm kits. ; FedEx weight is calculated using FedEx dimensional standards to determine billable weight. ; Pricing and specifications subject to change without notification.


# DB


Healthcare | Lab

Please see pages 47, 189 – 207 for arm kits, casters and other options.

stools

Model	Description	Textile Grade-In	List	Specifications
 <p><b>DB52</b></p> <p>300 POUNDS CAPACITY</p> <p>TLC TECHNOLOGY</p>	<i>Simple Multi-Function (-7aCLS)</i>	Grade 1 / C.O.M.	\$688.00	Overall width 27"
	<b>Adjustable lumbar</b>	Grade 2 / Grade-in A	\$708.00	Overall height 43" - 54"
	EZ back height adjustment	Grade 3 / Grade-in B	\$728.00	Back 9.5" & 16.5" w x 20.5" h
	Infinitely locking back tilt	Grade 4 / Grade-in C	\$748.00	Seat 20" w x 17-20.1" d
	Fabric panel back	Grade 5 / Grade-in D	\$768.00	Seat height 25" - 33"
	Seat depth adjustment	Grade 6 / Grade-in E	\$788.00	Travel range (ht.) 3" (back) / 8" (seat)
	Grande Spider Package			COM 1.5 yds.
	Dual-tone universal soft casters			Carton / FedEx wt 56 lbs / 100 lbs
	TLC backrest (only)			Arms Group 1 & 4
				Warranty 12 year limited

Model	Description	Textile Grade-In	List	Specifications
 <p><b>DB54</b></p> <p>300 POUNDS CAPACITY</p> <p>TLC TECHNOLOGY</p>	<i>Simple Multi-Function (-7aCLS)</i>	Grade 1 / C.O.M.	\$766.00	Overall width 27"
	<b>Adjustable lumbar</b>	Grade 2 / Grade-in A	\$786.00	Overall height 41" - 54"
	EZ back height adjustment	Grade 3 / Grade-in B	\$806.00	Back 9.5" & 16.5" w x 20.5" h
	Infinitely locking back tilt	Grade 4 / Grade-in C	\$826.00	Seat 20" w x 17-20.1" d
	Fabric panel back	Grade 5 / Grade-in D	\$846.00	Seat height 25" - 33"
	Seat depth adjustment	Grade 6 / Grade-in E	\$866.00	Travel range (ht.) 3" (back) / 10" (seat)
	Turn-lock footring			COM 1.5 yds.
	NEW aluminum base in matte black			Carton / FedEx wt 54 lbs / 101 lbs
	55mm black universal soft casters			Arms Group 1 & 4
	TLC backrest (only)			Warranty 12 year limited

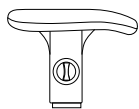
Model	Description	Textile Grade-In	List	Specifications
 <p><b>DB56</b></p> <p>300 POUNDS CAPACITY</p> <p>TLC TECHNOLOGY</p>	<i>Simple Multi-Function (-7aCLS)</i>	Grade 1 / C.O.M.	\$853.00	Overall width 27"
	<b>Adjustable lumbar</b>	Grade 2 / Grade-in A	\$873.00	Overall height 45" - 58"
	EZ back height adjustment	Grade 3 / Grade-in B	\$893.00	Back 9.5" & 18" w x 23.5" h
	Infinitely locking back tilt	Grade 4 / Grade-in C	\$913.00	Seat 21" w x 18-21.1" d
	Fabric panel back	Grade 5 / Grade-in D	\$933.00	Seat height 23" - 33"
	Seat depth adjustment	Grade 6 / Grade-in E	\$953.00	Travel range (ht.) 3" (back) / 10" (seat)
	Turn-lock footring			COM 1.5 yds.
	NEW aluminum base in matte black			Carton / FedEx wt 59 lbs / 101 lbs
	55mm black universal soft casters			Arms Group 1 & 4
	TLC backrest (only)			Warranty 12 year limited

Above weights do not include optional arm kits. ; FedEx weight is calculated using FedEx dimensional standards to determine billable weight. ; Pricing and specifications subject to change without notification.

Please see pages 189 – 207 for arm kits, casters and other options.

### Suggested Options for DB Series

#### Arms



**KR21 (1D Motion)** - list: 70.00  
Fixed width, turn-knob height adjustable T-arms.  
For specs. and warranty, see page 192.



**KR100-45 (4D Motion)** (formerly KR445)  
- list: 185.00  
Height and width adjustable, removable T-arms with fore-aft, side-side, and inward pivoting arm top (RP-45).  
For specs. and warranty, see page 194.

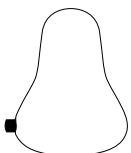


**KR100-51M (4D Motion)** (formerly KR251M)  
- list: 205.00  
Height and width adjustable, removable T-arms with ultra-mobility arm tops that extend forward, pivot a full 360° at 2 different points; serves as a light-duty track arm to move with your hands as you work (RP-51M).  
For specs. and warranty, see page 195.



**KR100-65 (4D Motion)** (formerly KR465)  
- list: 195.00  
Height and width adjustable, removable T-arms with lockable arm top, fore-aft, side-side, pivoting arm top (RP-65).  
For specs. and warranty, see page 195.

#### Options



**Remove Adjustable Lumbar** - list: -76.00  
Option now standard on all 3 sizes of DB backrest – small, medium, large. To remove, subtract \$76 list.

See pages 189-207 for a complete listing of all available arm, cylinder, caster, and other ergonomic options.  
Not all options may be applicable to a given model. Check with OM for compatibility details.

**DISCOVERY BACK DESIGN BENEFITS** The special pear-back design of our Discovery Back series is designed specifically to address unhealthy seating postures. With a cut-away design to allow for full rearward travel of the scapula, DB chairs can help users who sit for long hours to develop habits for a healthier back.

**SCAPULAR IMPEDANCE** When reclining against a traditional backrest the shoulders are restricted from their full range of motion. This restriction of motion is referred to as scapular impedance, a condition that impedes the full range of motion and prevents beneficial stretching.

**THE 'HEALTHY BACK' DESIGN** According to the ergonomists and chiropractors with whom we have consulted, when people are seated in a chair with a full, 'normal' backrest, the body has a natural tendency to hunch forward. This predilection towards 'scrunching' is — with near uniform agreement — recognized as an unhealthy position for the human body to remain in, especially when seen in prolonged seating situations.

**NOTES** When upholstered in any Grade 5 ComfortKnit patterns (Solids, Architect, and Myth), DB Series back shells are upholstered in a high double-rub black fabric unless otherwise specified (for matching ComfortKnit backshell upholstery, see page 207 for pricing: DUB-K (formerly UPHDUB-T).