

## Features:

- Begins @ \$898 armless (TY608) / \$1,017 with KR200 arms (TY608-KR200- . . .)
- Truly. a unique design to fit any work, conference or executive environment
- Patented, award-winning design offers a range of aesthetic and functional choices
- Multiple ergonomic mechanisms, 3 seat sizes, and 6 different polyback colors to make Truly. yours
- Designed by Francisco Romero of Phidesign





Truly.®

Task | Conference | Executive | Stools



about Truly.®

## TruFit™ Back System

- 1. Back height adjustment.**  
Lift one click at a time to position the height where you want. Then lift all the way to the top to reset.
- 2. Adjustable lumbar.**  
Loosen to the left. Tighten to the right. Adjust the back arch as you like.
- 3. Lively “working support”.** Truly’s back is a next generation polymer blend that allows the back to flex as you move, work, & create!

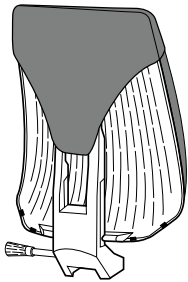


Integrated ratchet tuned for a smooth vertical adjustment and sophisticated clicking timbre

Truly.® Jacket & Wrap

## Jacket & Wrap

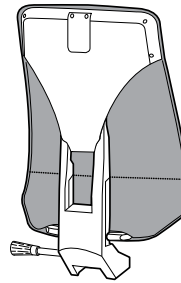
Back Upholstery Compatibility Guide\*



### JACKET | Pre-approved in-stock options

Great choice for environments that could use the added visual flexibility and warmth afforded by our user-removable / replaceable Truly. “jacket”.

|  |          |
|--|----------|
| Grade 1: Basic, Celestial, Spice   | \$ 96.00 |
| Grade 2: Clue, Drift, SoftSit, Track   | \$136.00 |
| Grade 3: Cinema, Dart, Free, Illusion, Stage<br>xox, Beau, Bliss, Wanderlust | \$176.00 |
| Grade 4: Cover Cloth, Rocket, Hopsack  | \$196.00 |
| Grade 5: Architect, Myth   | \$216.00 |
| LG1: (none)  | N/A      |
| LG2: Lena  | \$239.00 |
| LG3: Vulcano   | \$249.00 |



### WRAP | Pre-approved in-stock options

Great choice for performance / healthcare environments

|   |          |
|---|----------|
| Grade 1: (none)   | N/A      |
| Grade 2: Drift, SoftSit                                     | \$ 79.00 |
| Grade 3: Cinema, Illusion, Stage, Beau, Bliss<br>Wanderlust | \$129.00 |
| Grade 4: Zodiac Mesh, Hopsack                               | \$139.00 |
| Grade 5: Architect, Myth, Comfortknit Solids                | \$149.00 |
| LG1: (none)   | N/A      |
| LG2: Lena   | \$239.00 |
| LG3: Vulcano  | \$249.00 |

Please enter Fabric choice on the Truly. Order Worksheet, Item #6 on page 149 or 151 (stools).

#### \*Notes & Special Considerations:

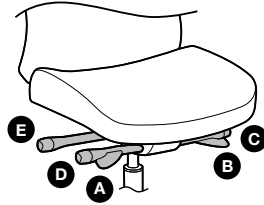
- Truly. is uniquely designed with a backrest that bends & flexes considerably. Great for your back and lumbar support. Not as great for upholstery with stiffer or relatively thicker construction.
- Besides OM's pre-approved Truly. Jacket & Wrap options (as noted above) other material may be eligible. Application testing required with a fee. Check with OM for details.
- For Truly. back upholstery Jackets & Wraps – especially with OM in-stock leathers – natural folds, wrinkles, and gather will occur depending on the material chosen. OM will not warrant natural signs of use/wear.

# Truly® Mechanisms

SYNCHRONIZED MOTION

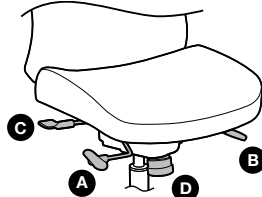
## Executive Synchro (MODEL TY628)

- A. Seat Height
- B. Seat Slider
- C. 5 position Tilt Lock\*
- D. Tilt Tension (telescopes out / in)
- E. Independent Back Angle



## Management Synchro (MODEL TY618)

- A. Seat Height
- B. Seat Slider
- C. 3 position Tilt Lock\*
- D. Tilt Tension

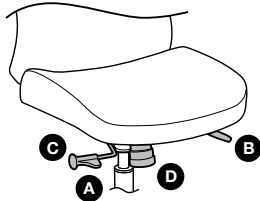


### \*Positive Back Release

After unlocking the (C.)Tilt Lock lever, lean into the backrest to release the tilt lock & resume normal tilt recline motion.

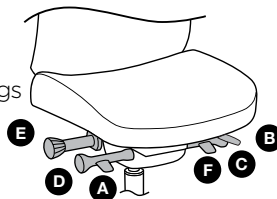
## Simple Synchro (MODEL TY608)

- A. Seat Height
- B. Seat Slider
- C. 1 position Tilt Lock (push in engage)
- D. Tilt Tension



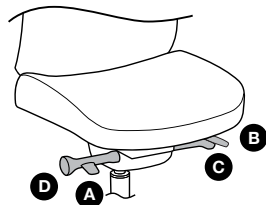
## Quick-Adjust Synchro (Advanced) (MODEL TY64b8)

- A. Seat Height
- B. Seat Slider
- C. 5-Tilt Range Limiter Positions
- D. 7-Tilt Tension Quick Adjust Settings
- E. Independent Back Angle
- F. Forward Seat Angle (for perching & back relief)



## Quick-Adjust Synchro (Simple) (MODEL TY64a8)

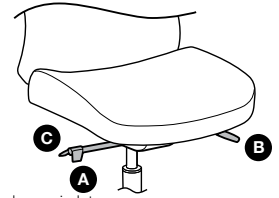
- A. Seat Height
- B. Seat Slider
- C. 5-Tilt Range Limiter Positions
- D. 7-Tilt Tension Quick Adjust Settings



SELF-WEIGHING MOTION

## Body-Activated Motion (MODEL TY668)

- A. Seat Height
- B. Seat Slider
- C. 3 position Tilt Lock\*



### Note

This model operates based on user body weight. (No Tilt Tension Adjustment)

### \*Positive Back Release

After unlocking the (C.)Tilt Lock lever, lean into the backrest to release the tilt lock & resume normal tilt recline motion.

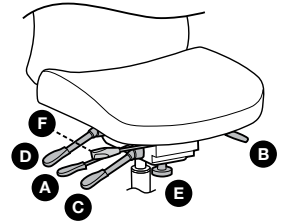
BEST

INDEPENDENT MOTION

GOOD

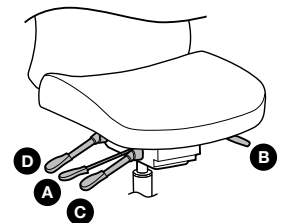
## Full Multi-Function (MODEL TY68b8)

- A. Seat Height
- B. Seat Slider
- C. Seat/Back Tilt and Lock
- D. Independent Back Angle
- E. Tilt Tension
- F. Forward Seat Angle (for perching & back relief)



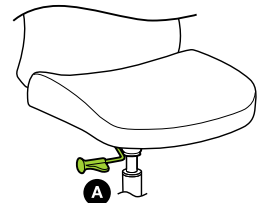
## Simple Multi-Function (MODEL TY67b8, TY67b8-TS)

- A. Seat Height
- B. Seat Slider
- C. Seat/Back Tilt and Lock
- D. Independent Back Angle



## Guest Swivel (MODEL TY60gs8-TS)

- A. Seat Height





# Truly.® (TY6-)

Task | Conference | Executive

- Truly. Core Features:**
- TruFit™ System (self-conforming back)
  - EZ-back height adjustment
  - Lumbar depth adjustment
  - 300 lb. Weight Capacity
  - Lifetime Limited Warranty



**Note:** Green font color indicates default build for "most popular" configuration of this spread.

| 1. Model & Mechanism  |                 | 2. Seat Size                   |             | 3. Arms |  | 4. Polyback Color |  | 5. Truly.* Nameplate Color |  |               |
|---|-----------------|--------------------------------|-------------|---------|--|-------------------|--|----------------------------|--|---------------|
| Code  | List            | Code                           | List        | Code    | List   | Code              | List   |                            | List   |               |
| <b>TY608</b><br><b>Simple Synchro (-0)</b><br>• 1 Position tilt lock<br>• Tilt tension  | <b>+\$898</b>   | <b>-TYP</b><br>• Seat: 18"w    | <b>+\$0</b> |         | <b>-N</b><br>(No arms)<br><b>+\$0</b>  |                   | <b>-BK02*</b><br>Nitro Black<br>(formerly -NB<br>Modern Black) | <b>+\$0</b>                | <b>-BK02*</b><br>Nitro Black<br>(formerly -NB<br>Modern Black) | <b>+\$0</b>   |
| <b>TY618</b><br><b>Management Synchro (-1)</b><br>• 3 Position tilt lock<br>• Tilt tension  | <b>+\$948</b>   | <b>-TYS</b><br>• Seat: 19"w    | <b>+\$0</b> |         | <b>-AR81</b><br><b>Polished Aluminum Loop Top Arm</b><br>• Fixed height<br>• Width adjustable<br><b>+\$205</b>                               |                   | <b>-GR07*</b><br>Ash Grey<br>(formerly -TG<br>Palladium Grey)  | <b>+\$0</b>                | <b>-GR07*</b><br>Ash Grey<br>(formerly -NG<br>Palladium Grey)  | <b>+\$0</b>   |
| <b>TY628</b><br><b>Executive Synchro (-2)</b><br>• 5 position tilt lock<br>• Side-mounted tilt tension<br>• Independent back angle  | <b>+\$1,065</b> | <b>-TYF</b><br>• Seat: 20.75"w | <b>+\$0</b> |         | <b>-AR485</b><br>(3D motion)<br><b>Polished Aluminum Loop Top Arm</b><br>• Height and width adjustable<br>• Pivoting motion<br><b>+\$349</b> |                   | <b>-WT05*</b><br>Frost White<br>(formerly -TW<br>Arctic White) | <b>+\$0</b>                | <b>-WT05*</b><br>Frost White<br>(formerly -NW<br>Arctic White) | <b>+\$0</b>   |
| <b>TY64a8</b><br><b>Quick-Adjust Synchro (Simple) (-4a)</b><br>• 5 Tilt Range Limiter Positions<br>• 7 Tilt Tension Quick Adjust  | <b>+\$997</b>   |                                |             |         | <b>Other Group 1 or Group 4 Arms</b><br>Write in choice  |                   | <b>-BL03</b><br>Bay Marine<br>(formerly -TM)                   | <b>+\$25</b>               | <b>-BL03</b><br>Bay Marine<br>(formerly -NM)                   | <b>+\$0</b>   |
| <b>TY64b8</b><br><b>Quick-Adjust Synchro (Advanced) (-4b)</b><br>• 5 Tilt Range Limiter Positions<br>• 7 Tilt Tension Quick Adjust<br>• Independent Back Angle<br>• Forward Seat Angle      | <b>+\$1,037</b> |                                |             |         |  |                   | <b>-GN02</b><br>Lemongrass<br>(formerly -TL)                   | <b>+\$25</b>               | <b>-GN02</b><br>Lemongrass<br>(formerly -NL)                   | <b>+\$0</b>   |
| <b>TY668</b><br><b>Body-Activated Motion (-6)</b><br>• 3 Position tilt lock   | <b>+\$938</b>   |                                |             |         |  |                   | <b>-GR02</b><br>Warm Slate<br>(formerly -TS)                   | <b>+\$25</b>               | <b>-GR02</b><br>Warm Slate<br>(formerly -NS)                   | <b>+\$0</b>   |
| <b>TY67b8 (formerly TY678)</b><br><b>Simple Multi-Function (-7b)</b><br>• Infinite seat tilt/lock (free-float)<br>• Infinite back tilt/Lock   | <b>+\$939</b>   |                                |             |         |  |                   |  |                            | <b>-THR</b><br><b>Headrest<sup>2</sup></b>                     | <b>+\$236</b> |
| <b>TY68b8 (formerly TY688)</b><br><b>Full Multi-Function (-8b)</b><br>• Seat/back tilt and lock<br>• Rocking seat tilt (free-float)<br>• Tilt tension<br>• Infinite forward-tilt seat angle | <b>+\$989</b>   |                                |             |         |  |                   |  |                            |  |               |



\*Color code/name change only. There is no color change to the Polyback Color.

\*Color code/name change only. There is no color change to the Nameplate Color.  
  
<sup>2</sup> Polished aluminum headrest frame with laser-etched Truly. logo. Upholstered in Grade 3 leather-like material.  
  
Note: Headrest not available with Jacket

**OTHER OPTIONS** (append to above nomenclature to add to, or override existing options)

| Memory Foam   |             |
|---|-------------|
| Code  | List        |
| <b>-CFT</b><br>Memory foam sub-layer (enhanced padding) | <b>\$66</b> |

| Cylinder   |             |
|--|-------------|
| Code   | List        |
| <b>-5AF</b><br>This 5" black cylinder raises seat height to (19"-24").<br><br>note: Option available for STDB/STDP only. | <b>+\$0</b> |

| Casters   |             |
|---|-------------|
| Code  | List        |
| <b>-65MS (formerly -SC)</b><br>65mm Grey two-tone multi-surface soft caster                               | <b>\$25</b> |
| <b>-50R (formerly -REV)</b><br>50mm reverse braking caster, restricts chair movement when chair IS in use | <b>\$35</b> |
| <b>-GLDR</b> Glides   | <b>\$0</b>  |

| Yoke Color                       |             |
|----------------------------------|-------------|
| Code                             | List        |
| <b>-BLK</b><br>Black Powdercoat  | <b>+\$0</b> |
| <b>-PLH</b><br>Polished Aluminum | <b>+\$0</b> |

| Fire Barrier  |               |
|---|---------------|
| Code  | List          |
| <b>-TB133-1</b><br>Fire barrier for TB133 (without backrest upholstery; seat only.)       | <b>+\$80</b>  |
| <b>-TB133-3</b><br>Fire barrier for the FULL seat and Jacket/Wrap to be made using TB133. | <b>+\$158</b> |

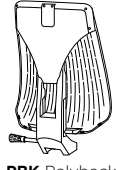
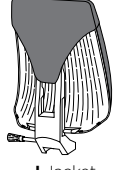
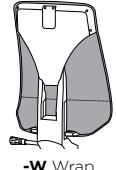
Note: TB133 is an option only in select States where it is not banned due to potentially health-adverse reasons. Verify with your state, and client, to ensure this option is truly needed and permitted before ordering.

## MODEL CODE

Example: **TY608 - N - BK02 - BK02 - PBK - 1020 - STDB** (new format) = **TY608 - N - TB - NB - BLK - PBK - etc.** (original format)

Model #    Arm    Polyback    Name-plate    Back uph.    Seat uph.    Package    Model & mech.    Arm    PB    NP    Yoke    Back uph.

| 6. Back Upholstery Options<br>Fabric Application Testing Required       |               |               |
|---|---------------|---------------|
| Code  | List          |               |
| <b>-PBK</b><br>Polyback, not upholstered                                | <b>+\$0</b>   |               |
| Choose <b>-J</b> for Jacket or <b>-W</b> for wrap, then <b>-Color #</b> | Jacket List   | Wrap List     |
| • <b>Grade 1 / C.O.M.</b>   | <b>+\$96</b>  | <b>N/A</b>    |
| • <b>Grade 2 / Grade-in A</b>   | <b>+\$136</b> | <b>+\$79</b>  |
| • <b>Grade 3 / Grade-in B</b>   | <b>+\$176</b> | <b>+\$129</b> |
| • <b>Grade 4 / Grade-in C</b>   | <b>+\$196</b> | <b>+\$139</b> |
| • <b>Grade 5 / Grade-in D</b>   | <b>+\$216</b> | <b>+\$149</b> |
| • <b>Grade 6 / Grade-in E</b>   | <b>+\$226</b> | <b>+\$199</b> |
| • <b>LG1 Evita</b>  | <b>N/A</b>    | <b>N/A</b>    |
| • <b>LG2 Lena - LDEL, LLUT, LORC only*</b>                              | <b>+\$239</b> | <b>+\$239</b> |
| • <b>LG3 Vulcano - LMIT, LSTG only*</b>                                 | <b>+\$249</b> | <b>+\$249</b> |

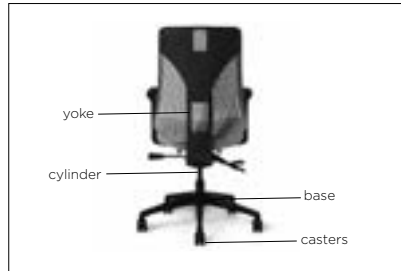
Note: not all patterns are available for J- and W-. Please check page 146 (or with factory) for availability list.

\*For NON In-Stock colors, check with OM Seating for additional pricing details.

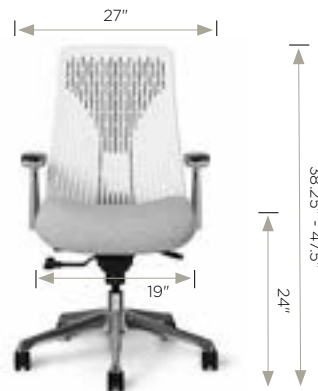
| 7. Seat Upholstery Options                  |               |
|---|---------------|
| Code  | List          |
| • <b>Grade 1 / C.O.M.</b>                   | <b>\$0</b>    |
| • <b>Grade 2 / Grade-in A</b>               | <b>+\$15</b>  |
| • <b>Grade 3 / Grade-in B</b>               | <b>+\$30</b>  |
| • <b>Grade 4 / Grade-in C</b>               | <b>+\$45</b>  |
| • <b>Grade 5* / Grade-in D</b>              | <b>+\$60</b>  |
| • <b>Grade 6 / Grade-in E</b>               | <b>+\$75</b>  |
| • <b>LG1 Evita / C.O.L.</b>                 | <b>+\$135</b> |
| • <b>LG2 Lena - LDEL, LLUT, LORC only**</b> | <b>+\$150</b> |
| • <b>LG3 Vulcano - LMIT, LSTG only**</b>    | <b>+\$155</b> |

\* Grade 5 knit patterns will not have standard Truly.\* stitching detail.

\*\*For NON In-Stock colors, check with OM Seating for additional pricing details.



| 8. Base Packages (includes cylinder, base, and casters)<br>To substitute any options, see previous page under "OTHER OPTIONS"   |                 |
|---|-----------------|
| Code  | List            |
| Black Packages  |                 |
| <b>-XSB (NEW!)<br/>Low Seat Height Package</b><br>*Note: Base shape is different than Standard Truly. Base Packages (Seat height: 15.5" - 19.5")<br>• <b>Yoke:</b> Black powdercoat (BLK)<br>• <b>Cylinder:</b> 4" Black (4HD)<br>• <b>Base:</b> 27" Black powdercoated aluminum (27BYS)<br>• <b>Casters:</b> 55mm Truly. multi-surface soft casters (55MSTY) | <b>\$0</b>      |
| <b>-STDB<br/>Standard Seat Height Package</b><br>(Seat height: 17" - 22")<br>• <b>Yoke:</b> Black powdercoat (BLK)<br>• <b>Cylinder:</b> 5" Black (5BTY)<br>• <b>Base:</b> 27" Black nylon (27BTY)<br>• <b>Casters:</b> 55mm Truly. multi-surface soft casters (55MSTY)   | <b>+\$0</b>     |
| Polished Packages   |                 |
| <b>-XSP (NEW!)<br/>Low Seat Height Package</b><br>*Note: Base shape is different than Standard Truly. Base Packages (Seat height: 15.5" - 19.5")<br>• <b>Yoke:</b> Polished aluminum (PLH)<br>• <b>Cylinder:</b> 4" Black (4HD)<br>• <b>Base:</b> 27" Polished aluminum (27PYS)<br>• <b>Casters:</b> 55mm Truly. multi-surface soft casters (55MSTY)          | <b>+\$55.56</b> |
| <b>-STDP<br/>Standard Seat Height Package</b><br>(Seat height: 17" - 22")<br>• <b>Yoke:</b> Polished aluminum (PLH)<br>• <b>Cylinder:</b> 5" Chrome (5CTY)<br>• <b>Base:</b> 27" Polished aluminum (27PTY)<br>• <b>Casters:</b> 55mm Truly. multi-surface soft casters (55MSTY)   | <b>+\$20</b>    |



| Dimensions      | W      | D           | H            |
|-----------------|--------|-------------|--------------|
| Overall         | 27"    | 27"         | 38.25"-47.5" |
| Seat (standard) | 19"    | 17.5"-20.6" | 17"-22"      |
| Seat (petite)   | 18"    | 16.5"-19.6" | 17"-22"      |
| Seat (full)     | 20.75" | 18"-21.1"   | 17"-22"      |
| Back            | 20"    | N/A         | 24"          |

\* Seat depth range is 0.6" less on TY628 models

| Travel Range (height) |            | 4.25" back | 5" seat   |
|-----------------------|------------|------------|-----------|
| Upholstery            | Back       | Seat       | Backshell |
| COM*                  | N/A        | 1 yd.      | N/A       |
| Shipping              | Carton Wt. | FedEx Wt.  |           |
|                       | 70 lbs.    | 101 lbs.   |           |

\*for big pattern repeats, check with OM



# Truely.® Task Stool (TY6-TS)



Workstations | Lab


### Truely. Core Features:

- TruFit™ System (self-conforming back)
- EZ-back height adjustment
- Lumbar depth adjustment
- 300 lb. Weight Capacity
- Lifetime Limited Warranty



**Note:** Green font color indicates default build for "most popular" configuration of this spread.




| 1. Model   |                | 2. Seat Size                   |             | 3. Arms   |  | 4. Polyback Color |   | 5. Truely.® Nameplate Color |   |             |
|--|----------------|--------------------------------|-------------|---|--|-------------------|---|-----------------------------|---|-------------|
| Code   | List           | Code                           | List        | Code  | List   | Code              | List  |                             | List  |             |
| <b>TY60gs8-TS (8TLB)</b><br><i>Guest Swivel</i><br>• Seat height adjustment only   | <b>\$1,018</b> | <b>-TYP</b><br>• Seat: 18"w    | <b>+\$0</b> |   | <b>-N</b><br>(No arms)<br><b>\$0</b>   |                   | <b>-BK02*</b><br>Nitro Black<br>(formerly -NB Modern Black) | <b>+\$0</b>                 | <b>-BK02*</b><br>Nitro Black<br>(formerly -NB Modern Black) | <b>+\$0</b> |
| <b>TY67b8-TS (8TLB)</b><br>(formerly TY673/TY675)<br><i>Simple multi-function</i><br>• Infinite seat tilt/lock (free-float)<br>• Infinite back tilt/lock | <b>\$1,074</b> | <b>-TYS</b><br>• Seat: 19"w    | <b>+\$0</b> |  | <b>-AR81</b><br><b>Polished Aluminum Loop Top Arm</b><br>• Fixed height<br>• Width adjustable<br><b>+\$205</b>   |                   | <b>-GR07*</b><br>Ash Grey<br>(formerly -TG Palladium Grey)  | <b>+\$0</b>                 | <b>-GR07*</b><br>Ash Grey<br>(formerly -NG Palladium Grey)  | <b>+\$0</b> |
|  |                | <b>-TYF</b><br>• Seat: 20.75"w | <b>+\$0</b> |  | <b>-AR485</b><br>(3D motion)<br><b>Polished Aluminum Loop Top Arm</b><br>• Height adjustable<br>• Width adjustable<br>• Pivoting motion<br><b>+\$349</b> |                   | <b>-WT05*</b><br>Frost White<br>(formerly -TW Arctic White) | <b>+\$0</b>                 | <b>-WT05*</b><br>Frost White<br>(formerly -NW Arctic White) | <b>+\$0</b> |
|  |                |                                |             |   | <b>Other Group 1 or Group 4 Arms</b><br>Write in choice  |                   | <b>-BL03</b><br>Bay Marine<br>(formerly -TM)                | <b>+\$25</b>                | <b>-BL03</b><br>Bay Marine<br>(formerly -NM)                | <b>+\$0</b> |
|  |                |                                |             |   |  |                   | <b>-GN02</b><br>Lemongrass<br>(formerly -TL)                | <b>+\$25</b>                | <b>-GN02</b><br>Lemongrass<br>(formerly -NL)                | <b>+\$0</b> |
|  |                |                                |             |   |  |                   | <b>-GR02</b><br>Warm Slate<br>(formerly -TS)                | <b>+\$25</b>                | <b>-GR02</b><br>Warm Slate<br>(formerly -NS)                | <b>+\$0</b> |



\*Color code/name change only. There is no color change to the Nameplate Color.

<sup>2</sup> Polished aluminum headrest frame with laser-etched Truely. logo. Upholstered in Grade 3 leather-like material.

### OTHER OPTIONS (append to above nomenclature to add to, or override existing options)

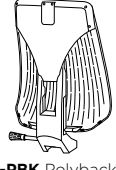
| Memory Foam   |              | Casters   |   | Yoke Color |   | Fire Barrier   |   |
|---|--------------|---|---|------------|---|--|---|
| Code  | List         | Code  | List  | Code       | List  | Code   | List  |
| <b>-CFT</b><br>Memory foam sub-layer (enhanced padding) | <b>+\$66</b> |  | <b>-65MS</b> (formerly -SC)<br>65mm Grey two-tone multi-surface soft caster<br><b>+\$25</b>                               |            | <b>-BLK</b><br>Black Powdercoat<br><b>+\$0</b>                | <b>-TB133-1</b><br>Fire barrier for TB133 (without backrest upholstery; seat only.)<br><b>+\$80</b>        |   |
|   |              |  | <b>-50R</b> (formerly -REV)<br>50mm reverse braking caster, restricts chair movement when chair IS in use<br><b>+\$35</b> |            | <b>-PLH</b><br>Polished Aluminum<br><b>+\$0</b>               | <b>-TB133-3</b><br>Fire barrier for the FULL seat and Jacket/Wrap to be made using TB133.<br><b>+\$158</b> |   |
|   |              |  | <b>-GLDR</b> Glides<br><b>+\$0</b>  |            | <b>Footring</b>   |  |   |
|   |              |   |   |            | <b>-20TLB</b><br>20" Black Turn-lock Footring<br><b>+\$0</b>  |  | Note: TB133 is an option only in select States where it is not banned due to potentially health-adverse reasons. Verify with your state, and client, to ensure this option is truly needed and permitted before ordering. |
|   |              |   |   |            | <b>-20TL</b><br>20" Chrome Turn-lock Footring<br><b>+\$20</b> |  |   |

## MODEL CODE

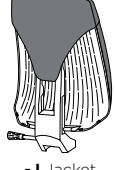
Example: **TY67b8 - N - BK02 - BK02 - PBK - 1020 - STDB** (new format) = **TY673 - N - TB - NB - BLK - PBK** - etc. (original format)

Model #    Arm    Polyback    Name-plate    Back uph.    Seat uph.    Package    Model & mech.    Arm    PB    NP    Yoke    Back uph.

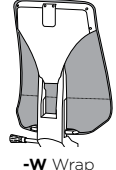
| 6. Back Upholstery Options<br>Fabric Application Testing Required       |               |               |
|---|---------------|---------------|
| Code  | List          |               |
| <b>-PBK</b><br>Polyback, not upholstered                                | <b>+\$0</b>   |               |
| Choose <b>-J</b> for Jacket or <b>-W</b> for wrap, then <b>-Color #</b> | Jacket List   | Wrap List     |
| • Grade 1 / C.O.M.  | <b>+\$96</b>  | <b>N/A</b>    |
| • Grade 2 / Grade-in A  | <b>+\$136</b> | <b>+\$79</b>  |
| • Grade 3 / Grade-in B  | <b>+\$176</b> | <b>+\$129</b> |
| • Grade 4 / Grade-in C  | <b>+\$196</b> | <b>+\$139</b> |
| • Grade 5 / Grade-in D  | <b>+\$216</b> | <b>+\$149</b> |
| • Grade 6 / Grade-in E  | <b>+\$226</b> | <b>+\$199</b> |
| • LG1 Evita   | <b>N/A</b>    | <b>N/A</b>    |
| • LG2 Lena - LDEL, LLUT, LORC only*                                     | <b>+\$239</b> | <b>+\$239</b> |
| • LG3 Vulcano - LMIT, LSTG only*  | <b>+\$249</b> | <b>+\$249</b> |



**-PBK** Polyback



**-J** Jacket



**-W** Wrap

Note: not all patterns are available for J- and W-. Please check page 146 (or with factory) for availability list.

\*For NON In-Stock colors, check with OM Seating for additional pricing details.


| 7. Seat Upholstery Options<br>Fabric Application Testing Required |               |
|---|---------------|
| Code  | List          |
| • <b>Grade 1 / C.O.M.</b>   | <b>\$0</b>    |
| • <b>Grade 2 / Grade-in A</b>                                     | <b>+\$15</b>  |
| • <b>Grade 3 / Grade-in B</b>                                     | <b>+\$30</b>  |
| • <b>Grade 4 / Grade-in C</b>                                     | <b>+\$15</b>  |
| • <b>Grade 5* / Grade-in D</b>                                    | <b>+\$60</b>  |
| • <b>Grade 6 / Grade-in E</b>                                     | <b>+\$75</b>  |
| • <b>LG1 Evita / C.O.L.</b>                                       | <b>+\$135</b> |
| • <b>LG2 Lena - LDEL, LLUT, LORC only**</b>                       | <b>+\$150</b> |
| • <b>LG3 Vulcano - LMIT, LSTG only**</b>                          | <b>+\$155</b> |

\*Grade 5 knit patterns will not have standard Truly.\* stitching detail.

\*\*For NON In-Stock colors, check with OM Seating for additional pricing details.

| 8. Base Packages (includes cylinder, base, and casters)  |              |
|--|--------------|
| Code   | List         |
| <b>-8TLB</b><br><b>Standard Stool Height with Adjustable Footring (Black)</b><br>(Seat height: 23" - 31")<br>• <b>Yoke:</b> Black powdercoat (BLK)<br>• <b>Cylinder:</b> 8" Black (8BAT)<br>• <b>Footring:</b> 20" Black Turn-lock (20TLB)<br>• <b>Base:</b> 27" Black nylon (27BTY)<br>• <b>Casters:</b> 55mm Truly. multi-surface soft casters (55MSTY)            | <b>\$0</b>   |
| <b>-8TLP</b><br><b>Standard Stool Height with Adjustable Footring (Polished)</b><br>(Seat height: 23" - 31")<br>• <b>Yoke:</b> Polished aluminum (PLH)<br>• <b>Cylinder:</b> 8" Chrome (8CHD)<br>• <b>Footring:</b> 20" Chrome Turn-lock (20TL)<br>• <b>Base:</b> 27" Polished aluminum (27PTY)<br>• <b>Casters:</b> 55mm Truly. multi-surface soft casters (55MSTY) | <b>+\$40</b> |
| <b>-8GSPC</b><br><b>Standard Stool Height with Fixed Footring (Chrome)</b><br>(Seat height: 25.5" - 33.5")<br>• <b>Yoke:</b> Polished aluminum (PLH)<br>• <b>Cylinder:</b> 8" Chrome (8CHD)<br>• <b>Base/Footring:</b> 22" Chrome fixed footring (22GSPC)<br>• <b>Casters:</b> 65mm Grey two-tone multi-surface (65MS)   | <b>-\$75</b> |





Dimensions are the same for TY60gs8-TS and TY67b8-TS (formerly TY673/TY675) except the overall height and seat height.

| Dimensions      | W      | D             | H (TY6-TS w/8GSPC) | H (TY6-TS w/8TLB/P) |
|-----------------|--------|---------------|--------------------|---------------------|
| Overall         | 27"    | 27"           | 47" - 59"          | 45" - 57"           |
| Seat (standard) | 19"    | 17.5" - 20.6" | 25.5" - 33.5"      | 23" - 31"           |
| Seat (petite)   | 18"    | 16.5" - 19.6" | 25.5" - 33.5"      | 23" - 31"           |
| Seat (full)     | 20.75" | 18" - 21.1"   | 25.5" - 33.5"      | 23" - 31"           |
| Back            | 20"    | N/A           | 24"                |                     |

|                              |                   |                  |
|------------------------------|-------------------|------------------|
| <b>Travel Range (height)</b> | 4.25" back        | 8" seat          |
| <b>Upholstery</b>            | <b>Back</b>       | <b>Seat</b>      |
| COM*                         | N/A               | 1 yd             |
| <b>Shipping</b>              | <b>Carton Wt.</b> | <b>FedEx Wt.</b> |
|                              | 70 lbs.           | 101 lbs.         |

\*for big pattern repeats, check with OM